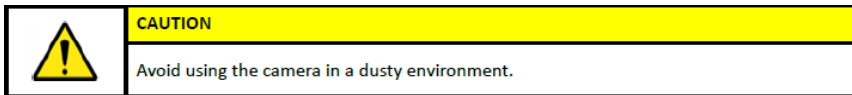



Maintenance Guide for Optiview 2 Camera

1.0 Condition of the usage / storage environment

- Temperature 0°C to +40°C
- Humidity: 30% RH to 85% RH
- Atmospheric pressure: 800 hPa to 1,060 hPa

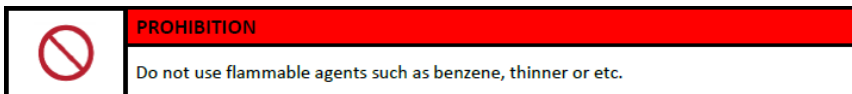


1.1 Safety system

- When the camera is placed into the holster that is equipped with the magnet, the power is cut off by turning off the REED SWITCH in the camera.

1.2 Cleaning

- Before cleaning the equipment, disconnect the cable from the computer
- When you are cleaning the camera, wet a lint-free gauze with isopropyl alcohol (70%) and wipe down to disinfect.



- When cleaning with alcohol, the lint-free cloth should be moist, not wet so as to allow seepage of the liquid into the crevices.
- We've had some instances where the user autoclaved or sterilized the camera using low-temperature or plasma. This voids the warranty, just as dropping the camera/ and or physical impact to the camera voids the warranty because all these things can alter, loosen, or cause damage to the internal parts.

For assistance or information call CADI support.